

FAFSA

Free Application for Federal Student Aid

10/01/2021

REASONS TO COMPLETE THE FAFSA

- Pell Grant
 - Up to approximately \$6,000
 - Based on parent income, assets and other factors
- Work Study
 - Work on college campus
 - Claim income but not on FAFSA
- Low Interest Loans
 - Subsidized loans
 - Unsubsidized loans
- Every college determines their own level of “need”
 - Harvard-family makes under \$150,000 will contribute 0-10% of income
 - Princeton-family makes under \$120,000 will have free tuition
 - Yale-sliding scale up to \$200,000

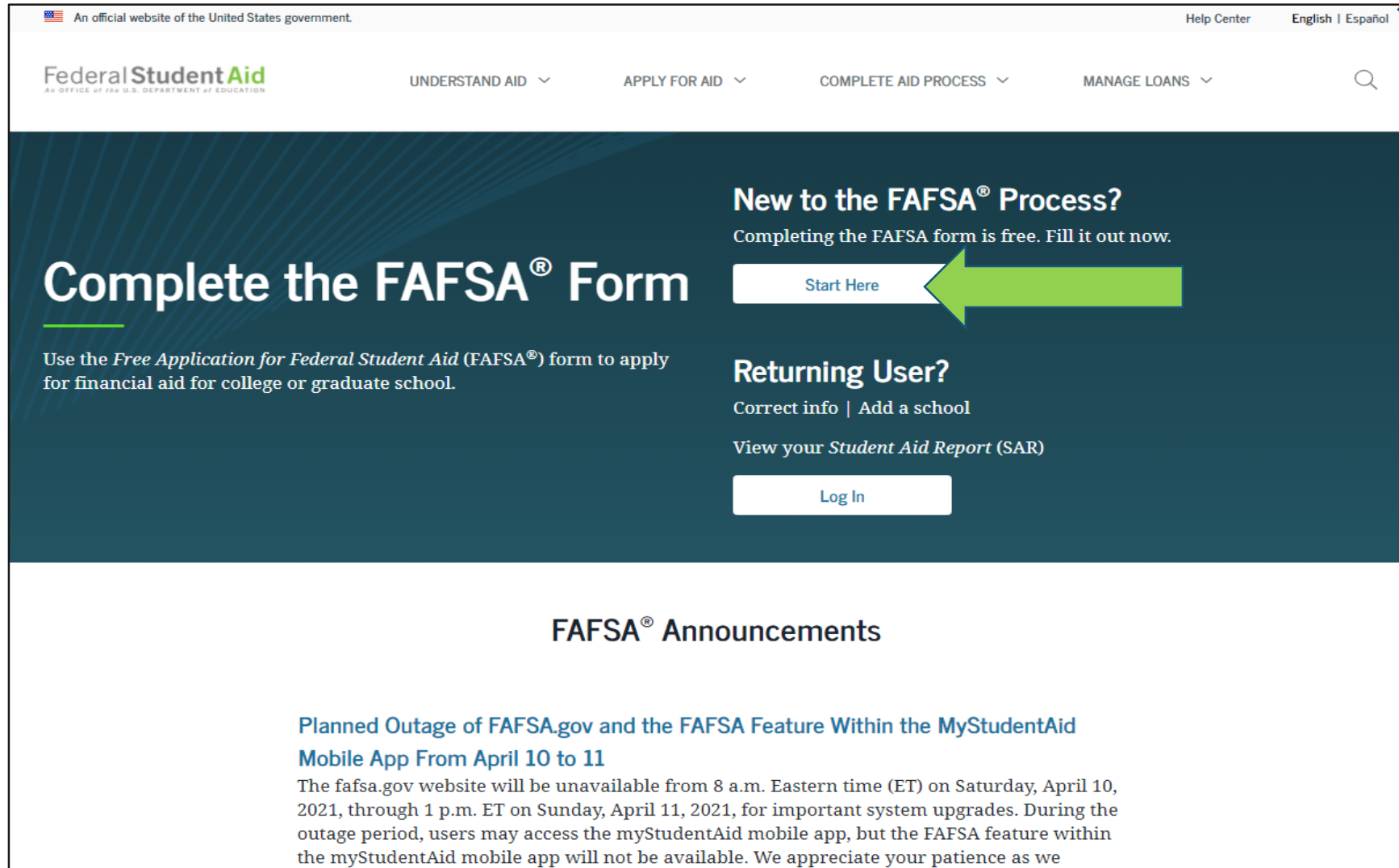
FAFSA ELIGIBILITY

- U.S. citizen or **eligible** noncitizen
 - Permanent resident, Asylum **Granted**, Refugee
 - https://studentaid.ed.gov/sa/glossary#Eligible_Noncitizen
- Valid SSN (mostly not “for work only”)
- High school diploma or GED
- Registered for Selective Service (question on FAFSA)

FAFSA DEADLINES

- Recommend filling out the FAFSA as early as possible
- Each college has a priority deadline date to qualify for scholarships and to be considered for the most amount of money
- **2020-2021** Deadline Examples:
 - FSU- December 1
 - UCF- December 1
 - UNF- November 1

FAFSA.GOV



An official website of the United States government. Help Center English | Español

Federal StudentAid
AN OFFICE OF THE U.S. DEPARTMENT OF EDUCATION

UNDERSTAND AID ▾ APPLY FOR AID ▾ COMPLETE AID PROCESS ▾ MANAGE LOANS ▾

Complete the FAFSA® Form

Use the *Free Application for Federal Student Aid (FAFSA®)* form to apply for financial aid for college or graduate school.

New to the FAFSA® Process?

Completing the FAFSA form is free. Fill it out now.

[Start Here](#)

Returning User?

[Correct info](#) | [Add a school](#)

[View your Student Aid Report \(SAR\)](#)

[Log In](#)

FAFSA® Announcements

Planned Outage of FAFSA.gov and the FAFSA Feature Within the MyStudentAid Mobile App From April 10 to 11

The fafsa.gov website will be unavailable from 8 a.m. Eastern time (ET) on Saturday, April 10, 2021, through 1 p.m. ET on Sunday, April 11, 2021, for important system upgrades. During the outage period, users may access the myStudentAid mobile app, but the FAFSA feature within the myStudentAid mobile app will not be available. We appreciate your patience as we




Continue or Start Over

The screenshot shows the 'My FAFSA' interface. At the top left is the 'My FAFSA' logo, and at the top right are links for 'Help' and 'Exit FAFSA Form'. Below the logo, it says 'STUDENT INFORMATION' and 'Welcome to BILLaa JONESa's application!'. There are two tabs for the application year: '2022-23' (which is selected and underlined) and '2021-22'. Under the '2022-23' tab, the 'Current Application Status:' is shown as 'Not Submitted' with a warning icon. A message asks: 'You started a 2022-23 FAFSA form but have not submitted it. Would you like to continue where you left off?'. At the bottom right, there are two buttons: 'Start Over' and 'Continue'. A green arrow points to the 'Continue' button.

Role Selection

Welcome to the FAFSA® Form

Tell us about yourself. [? Help](#) [C-> Exit FAFSA Form](#)


- I am a student and want to access the FAFSA form. 
- I am a parent filling out a FAFSA form for a student. 
- I am a preparer helping a student fill out his or her FAFSA form. 

OMB No. 1845-0001 • Form Approved • App. Exp. 8/31/2022

Role Selection

Welcome to the FAFSA® Form

Tell us about yourself. [? Help](#) [↔ Exit FAFSA Form](#)


I am a student and want to access the FAFSA form. 

[Log In to Continue](#)

[Create an FSA ID](#)

or

Use personal identifiers to access the FAFSA form.

[Learn more about filling out the FAFSA form for a student.](#) 

FSA ID

- What is an FSA ID?
 - Identifies person to access Federal Student Aid website (will never change)
 - Login for FAFSA
 - Signature for FAFSA
 - Repayment of loans
 - One parent and student will need to create an ID
 - If a parent already has one from a previous child or his/her own FAFSA, will not make a new one
 - Can call 1-800-4FEDAID to recover

Create an Account (FSA ID)



Parents



Students



Borrowers

Whether you're a student, parent, or borrower, you'll need to create your own account to complete federal student aid tasks.

What You Can Use Your Account For

- Filling out the *Free Application for Federal Student Aid (FAFSA®)* form
- Signing your *Master Promissory Note (MPN)*
- Applying for repayment plans
- Completing loan counseling
- Using the *Public Service Loan Forgiveness Help Tool*

FSA ID CREATION

Personal Information

I understand that I'll be required to certify that the information I provide to create an account (FSA ID) is true and correct and that I'm the individual I claim to be.

If I'm not the person I claim to be, I understand that I'm not authorized to proceed and that I should exit this form now. If I provide false or misleading information, I understand that I might be subject to a fine, prison time, or both.

First Name ?

Middle Initial ?

Last Name ?

Date of Birth

Month Day Year ?

Social Security Number (SSN) HIDE SSN ?

- 1) Use personal email address
- 2) Every FSA ID is linked to one SSN, one email, and one phone number
- 3) Name has to match **Social Security Card**
- 4) Verify phone number and email for easier

2022-23 for Fall semester
2021-22 for Summer semester

For which school year are you applying for financial aid?

If you are applying for a summer session or just don't know which application to complete, check with the college you are planning to attend.

Which school year should I choose?

Start 2022–23 FAFSA Form

or

Start 2021–22 FAFSA Form

SAVE KEY

Start Student's 2022–23 FAFSA® Form

Create a save key.

The save key is for temporary use for you or your parent to return and complete this specific FAFSA form.

Create a Save Key

Show ?

Reenter Save Key

Show ?

[Previous](#)[Continue](#)

Introduction - 2022–23 FAFSA® Form

Let's get started!

Review the resources below to help complete your FAFSA form.

[+ Expand All](#)

How can I get help completing my FAFSA® form?	⌵
How many steps does it take to complete my FAFSA® form?	⌵
How long will it take to complete my FAFSA® form?	⌵
Can I save my FAFSA® form if I can't finish it?	⌵
What documents do I need to complete the FAFSA® form?	⌵



Personal Information for Student

The first three tabs along the top require the student's information.

STUDENT INFORMATION

Personal Information for Student

i Because the FAFSA® form belongs to the student, "you" and "your" always (unless otherwise noted) refer to the student.

Your Social Security Number
***--1519

Your First Name
TestE ?

Your Middle Initial
?

Your Last Name
Perez ?

Your Date of Birth
Month Day Year
02 05 2001 ?

Previous Continue

All responses on the FAFSA have a question mark next to them to explain further

Student Email and Phone

Use your personal email, not school issued email.

The screenshot shows a progress bar at the top with seven steps: Student Demographics (checked), School Selection (checked), Dependency Status (checked), Parent Demographics (4), Parent Financials (5), Student Financials (6), and Sign & Submit (7). The main content area is titled "STUDENT INFORMATION" and "Student Email and Phone". It contains three input fields: "Your Email Address" with the value "test595011519@test.com", "Reenter Your Email Address" with the same value, and "Your Telephone Number" which is empty. There are "Previous" and "Continue" buttons at the bottom.

STUDENT INFORMATION

Student Email and Phone

Your Email Address

Reenter Your Email Address

Your Telephone Number

Previous Continue

Student Address

STUDENT INFORMATION

Student Address

Your Permanent Mailing Address (include apt. number)

Your City (and country, if not U.S.)

Your State

Your ZIP Code

Previous Continue

State of Legal Residence

STUDENT INFORMATION

Student Residency and Eligibility

What is your state of legal residence?

Alaska

Did you become a legal resident of Alaska before January 1, 2017?

Yes

No

When did you become a legal resident of Alaska?

Month: Year:

Are you a U.S. citizen?

Yes, I am a U.S. citizen (or U.S. national).

[Previous](#) [Continue](#)

Ineligible students with a social security number (for work only) can complete the FAFSA in case the status changes during the school year, but will not receive funding until asylum is granted or student becomes a U.S. citizen or permanent resident.

<https://studentaid.gov/help/eligible-noncitizen>

Student Education

Progress bar: Student Demographics (checked), School Selection (checked), Dependency Status (checked), Parent Demographics (checked), Parent Financials (checked), Student Financials (checked), Sign & Submit (7)

STUDENT INFORMATION

Student Education

What will your high school completion status be when you begin college in the 2022-23 school year?

High school diploma

What college degree or certificate will you be working on when you begin the 2022-23 school year?

1st bachelor's degree

Will you have your first bachelor's degree before you begin the 2022-23 school year?

Yes
 No

What will your college grade level be when you begin the 2022-23 school year?

Never attended college/First Year

Are you interested in being considered for work-study?

Yes
 No
 Don't know

Buttons: Previous, Continue

Encouraged to answer "Yes"

Even if dual enrollment or receiving AA degree

Student Selective Service

All males must register with the selective service when they turn 18

For more info:

<https://www.sss.gov/register/who-needs-to-register/#p3>

The screenshot shows a progress bar at the top with seven steps: Student Demographics (checked), School Selection (checked), Dependency Status (checked), Parent Demographics (4), Parent Financials (5), Student Financials (6), and Sign & Submit (7). The main content area is titled "STUDENT INFORMATION" and "Student Selective Service". It contains two questions with radio button options and an informational message.

STUDENT INFORMATION

Student Selective Service

Are you male or female? ⓘ

Male
 Female

i Most male citizens and immigrants must register with the Selective Service System to receive federal student aid.

Are you registered with the Selective Service System? ⓘ

Yes
 No

[Previous](#) [Continue](#)

Student Driver's License

Progress bar: Student Demographics (✓), School Selection (✓), Dependency Status (✓), **Parent Demographics (4)**, Parent Financials (5), Student Financials (6), Sign & Submit (7)

STUDENT INFORMATION

Student Driver's License

Your Driver's License Number (if you have one)

Your Driver's License State

Select

Previous Continue

Student Foster Care and Parent Education Completion

Progress bar: Student Demographics (✓), School Selection (✓), Dependency Status (✓), Parent Demographics (4), Parent Financials (5), Student Financials (6), Sign & Submit (7)

STUDENT INFORMATION

Student Foster Care and Parent Education Completion

Are you a foster youth or were you in the foster care system at any time? ⓘ

Yes

No

What's the highest school completed by Parent 1?

Select ⓘ

What's the highest school completed by Parent 2?

Select ⓘ

Previous Continue

Student Eligibility Worksheet

Progress bar: Student Demographics (✓), School Selection (✓), Dependency Status (✓), Parent Demographics (✓), Parent Financials (5), Student Financials (6), Sign & Submit (7)

STUDENT INFORMATION
Student Eligibility Worksheet


Have you ever received federal student aid? ⓘ

Yes
 No

Have you been convicted of the possession or sale of illegal drugs for an offense that occurred while you were receiving federal student aid (grants, work-study funds, and/or loans)? ⓘ

Yes
 No

Buttons: Previous, Continue



Search for High School

✓ Student Demographics 2 School Selection 3 Dependency Status 4 Parent Demographics 5 Parent Financials 6 Student Financials 7 Sign & Submit

STUDENT INFORMATION
Add Your High School

✓ Application was successfully saved.


i Because the FAFSA® form belongs to the student, "you" and "your" always (unless otherwise noted) refer to the student.

i To find your high school, enter the following criteria and select "Search."

State / Province / Territory
Select ? My country is not listed

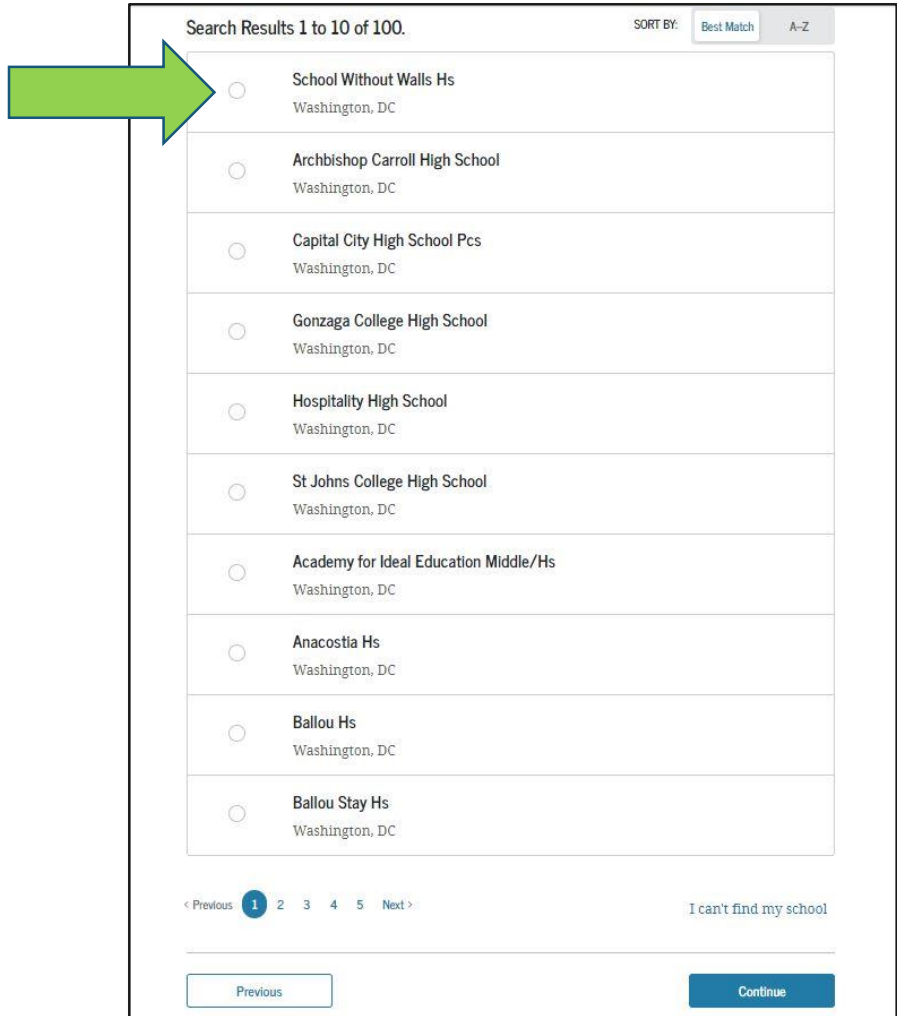
City - optional
?

High School Name - optional
?

 **Search**

Previous

High School Search Results



Search Results 1 to 10 of 100. SORT BY: Best Match A-Z

- School Without Walls Hs
Washington, DC
- Archbishop Carroll High School
Washington, DC
- Capital City High School Pcs
Washington, DC
- Gonzaga College High School
Washington, DC
- Hospitality High School
Washington, DC
- St Johns College High School
Washington, DC
- Academy for Ideal Education Middle/Hs
Washington, DC
- Anacostia Hs
Washington, DC
- Ballou Hs
Washington, DC
- Ballou Stay Hs
Washington, DC

< Previous 1 2 3 4 5 Next > I can't find my school

Previous Continue

Confirm Your High School

The screenshot shows a progress bar at the top with seven steps: Student Demographics (checked), School Selection (checked), Dependency Status (3), Parent Demographics (4), Parent Financials (5), Student Financials (6), and Sign & Submit (7). The main content area is titled 'STUDENT INFORMATION' and 'Confirm Your High School'. It contains two instructional boxes: a green one with a checkmark saying 'Review the information below and then select "Continue" to add this school to your application.' and a blue one with an information icon saying 'Verify that the high school information you entered is correct, then select "Continue."' Below this is the 'High School Information' section with the following details: HIGH SCHOOL NAME: Anacostia Hs, CITY: Washington, and STATE: District of Columbia. At the bottom, there are three buttons: 'Previous', 'Start New Search', and 'Continue'.

Student Demographics ✓ School Selection ✓ Dependency Status 3 Parent Demographics 4 Parent Financials 5 Student Financials 6 Sign & Submit 7

STUDENT INFORMATION

Confirm Your High School

✓ Review the information below and then select "Continue" to add this school to your application.

i Verify that the high school information you entered is correct, then select "Continue."

High School Information

HIGH SCHOOL NAME
Anacostia Hs

CITY
Washington

STATE
District of Columbia

Previous Start New Search Continue

College Search


Federal codes:
 Valencia: 006750
 UCF: 003954
 UF: 001535
 FSU: 001489

- You can add up to 10 colleges on your FAFSA. If you need to add more, you can do so after submitting your FAFSA and receiving your Student Aid Report
- More information on how to add more than 10 colleges: <https://studentaid.gov/help/more-ten-colleges>
- You can fill in the State, City, and/or School Name or Search by Federal School Code

College Search Results

Search Results 1 to 10 of 39. SORT BY: **Best Match** A-Z

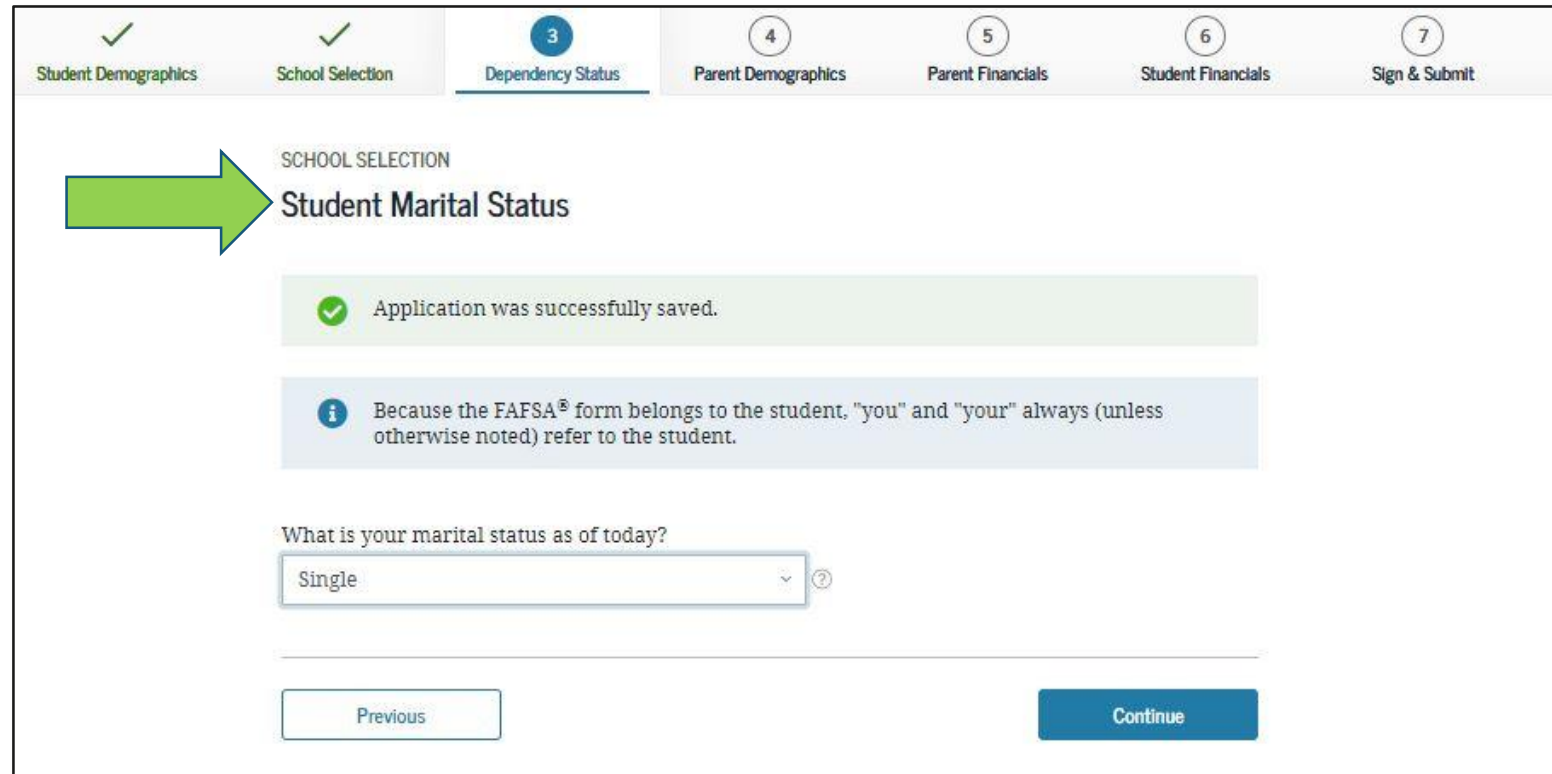
<input checked="" type="checkbox"/>	Howard University Federal School Code: 001448 Washington, DC View College Info
<input type="checkbox"/>	American University Federal School Code: 001434 Washington, DC View College Info
<input type="checkbox"/>	Catholic University of America Federal School Code: 001437 Washington, DC View College Info
<input type="checkbox"/>	Gallaudet University Federal School Code: 001443 Washington, DC View College Info
<input type="checkbox"/>	George Washington University Federal School Code: 011950 Washington, DC View College Info
<input type="checkbox"/>	George Washington University Federal School Code: 001444 Washington, DC View College Info
<input type="checkbox"/>	Georgetown University Federal School Code: 001445 Washington, DC View College Info
<input type="checkbox"/>	Georgetown University - Graduate School Federal School Code: E01671 Washington, DC View College Info
<input type="checkbox"/>	Southeastern University Federal School Code: 001456 Washington, DC View College Info
<input type="checkbox"/>	Strayer University Federal School Code: 001459 Washington, DC View College Info



Selected Colleges and Housing Info

The screenshot displays the 'School Selection' step of the Federal Student Aid application. The navigation bar at the top includes: Student Demographics (checked), School Selection (2), Dependency Status (3), Parent Demographics (4), Parent Financials (5), Student Financials (6), and Sign & Submit (7). The main content area is titled 'SCHOOL SELECTION' and 'Selected Colleges and Housing Info'. An information box states: 'For each school listed, select the appropriate housing plan from the drop-down list.' Below this, a card for 'Howard University' is shown with details: 'Federal School Code: 001448 | Washington, DC | View College Info'. Underneath, a 'Housing Plan' dropdown menu is open, showing 'On Campus' selected. A green arrow points to the 'On Campus' option. A 'Remove' link is visible to the right of the dropdown. Below the school card is a '+ Add More Schools' button. At the bottom of the form, there is a 'Compare All Schools' link, a 'Previous' button, and a 'Continue' button.

Student Marital Status



The screenshot displays the FAFSA application progress bar at the top, with seven steps: Student Demographics (checked), School Selection (checked), Dependency Status (active, circled in 3), Parent Demographics (circled in 4), Parent Financials (circled in 5), Student Financials (circled in 6), and Sign & Submit (circled in 7). A green arrow points to the 'Student Marital Status' section under the 'SCHOOL SELECTION' heading. Below this heading, a green message box states 'Application was successfully saved.' A blue information box provides a note: 'Because the FAFSA® form belongs to the student, "you" and "your" always (unless otherwise noted) refer to the student.' The main question is 'What is your marital status as of today?' with a dropdown menu currently set to 'Single' and a help icon. At the bottom, there are 'Previous' and 'Continue' buttons.

✓ Student Demographics ✓ School Selection 3 Dependency Status 4 Parent Demographics 5 Parent Financials 6 Student Financials 7 Sign & Submit

SCHOOL SELECTION

➔ Student Marital Status

✓ Application was successfully saved.

i Because the FAFSA® form belongs to the student, "you" and "your" always (unless otherwise noted) refer to the student.

What is your marital status as of today?

Single

Previous Continue

INDEPENDENT STATUS

THE NEXT SET OF QUESTIONS WILL DEPEND IF THE STUDENT CAN CLAIM INDEPENDENT STATUS AND NOT NEED PARENT INFORMATION

THE STUDENT IS ***NOT INDEPENDENT*** IF:

- Parents live in another country
 - Mark “Foreign tax return” and translate parent income
- Parents do not have SSN
 - Mark all zeros for SSN
 - Select “Foreign Country” for state of legal residence
 - Parent cannot make FSA ID
 - Print, sign, and mail in FAFSA
- Under Educational guardianship
 - Use parents’ information
- Parent will not supply tax information
 - Try calling parents to explain importance
 - Reassure them it is a secure site (.gov)

Does the Student Have Dependents?

These questions are asking if the **student** has children that they financially support or if the student financially supports a dependent or spouse

The screenshot displays a progress bar at the top with seven steps: Student Demographics (checked), School Selection (checked), Dependency Status (checked and highlighted), Parent Demographics (4), Parent Financials (5), Student Financials (checked), and Sign & Submit (7). Below the progress bar, the 'STUDENT INFORMATION' section is titled 'Does the student have dependents?'. Under 'Dependent Children', the question asks: 'Do you now have or will you have children who will receive more than half of their support from you between July 1, 2022 and June 30, 2023?'. The 'No' radio button is selected. Under 'Other Dependents', the question asks: 'Do you have dependents (other than your children or spouse) who live with you and who receive more than half of their support from you, now and through June 30, 2023?'. The 'No' radio button is also selected. At the bottom, there are 'Previous' and 'Continue' buttons.

Student Demographics ✓ School Selection ✓ **Dependency Status** 4 Parent Demographics 5 Parent Financials ✓ Student Financials 7 Sign & Submit

STUDENT INFORMATION

Does the student have dependents?

Dependent Children

Do you now have or will you have children who will receive more than half of their support from you between July 1, 2022 and June 30, 2023? ?

Yes

No

Other Dependents

Do you have dependents (other than your children or spouse) who live with you and who receive more than half of their support from you, now and through June 30, 2023? ?

Yes

No

Previous Continue

Student Additional Dependency Questions

Student Demographics ✓ School Selection ✓ **3** Dependency Status 4 Parent Demographics 5 Parent Financials 6 Student Financials 7 Sign & Submit

SCHOOL SELECTION

Student Additional Dependency Questions

Answer the following questions to determine if you are required to provide information about your parents on your FAFSA® form. Select all that apply or "None of the above." ⓘ

Are you currently serving on active duty in the U.S. armed forces for purposes other than training?

Are you a veteran of the U.S. armed forces?

At any time since you turned age 13, were both your parents deceased, were you in foster care, or were you a dependent or ward of the court?

As determined by a court in your state of legal residence, are you or were you an emancipated minor?

Does someone other than your parent or stepparent have legal guardianship of you, as determined by a court in your state of legal residence?

None of the above

Previous Continue

Emancipation is a legal process that gives a teenager who is under 18 legal independence from their parents or guardians

Mark here if the student has a **legal** guardian through the court system. This is not educationally guardianship.

Will need to provide documentation to the college's financial aid department

Student Homelessness Filter Questions

The screenshot displays a progress bar at the top with seven steps: Student Demographics (checked), School Selection (checked), Dependency Status (active, step 3), Parent Demographics (step 4), Parent Financials (step 5), Student Financials (step 6), and Sign & Submit (step 7). Below the progress bar, the 'SCHOOL SELECTION' section is visible, followed by the 'Student Homelessness Filter Question'. The question asks: 'On or after July 1, 2020, were you homeless or were you self-supporting and at risk of being homeless?' with a help icon. Two radio button options are provided: 'Yes' (unselected) and 'No' (selected). At the bottom of the form, there are 'Previous' and 'Continue' buttons.

Will receive letter from the district to prove status

Dependent Student Status

The screenshot shows the FAFSA application process with a progress bar at the top. The steps are: Student Demographics (checked), School Selection (checked), Dependency Status (3, active), Parent Demographics (4), Parent Financials (5), Student Financials (6), and Sign & Submit (7). The main content area is titled 'SCHOOL SELECTION' and 'Dependent Student Status'. It contains the following text: 'Based on your answers to the dependency status questions, you are considered a "dependent" student. This means you must provide parental information. Select the "I will provide information about my parent(s)" option and select "Continue" to continue to "Parent Demographics" section.' Below this is a bolded instruction: 'If you have a special circumstance and are unable to provide parental information, under very limited circumstances, you may be able to submit your FAFSA® form without parental information. Select the "I am unable to provide information about my parent(s)" option and select "Continue" to get additional information. (?)'. There are two radio button options: 'I will provide information about my parent(s)' (selected) and 'I am unable to provide information about my parent(s)'. At the bottom, there are 'Previous' and 'Continue' buttons.

Student Demographics ✓ School Selection ✓ **3** Dependency Status 4 Parent Demographics 5 Parent Financials 6 Student Financials 7 Sign & Submit

SCHOOL SELECTION

Dependent Student Status

Based on your answers to the dependency status questions, you are considered a **"dependent"** student. This means you must provide **parental** information. Select the "I will provide information about my parent(s)" option and select "Continue" to continue to "Parent Demographics" section.

If you have a special circumstance and are unable to provide parental information, under very limited circumstances, you may be able to submit your FAFSA® form without parental information. Select the "I am unable to provide information about my parent(s)" option and select "Continue" to get additional information. (?)

I will provide information about my parent(s).

I am unable to provide information about my parent(s).

Previous Continue

You must include parent information to receive federal aid unless you are considered an independent student

Dependent Student Status

The screenshot shows a progress bar at the top with seven steps: Student Demographics (checked), School Selection (checked), Dependency Status (active), Parent Demographics, Parent Financials, Student Financials, and Sign & Submit. The main content area is titled 'STUDENT INFORMATION' and 'Dependent Student Status'. It contains explanatory text about being a dependent student and two radio button options. The 'Continue' button is highlighted in blue.

✓ Student Demographics ✓ School Selection 3 Dependency Status 4 Parent Demographics 5 Parent Financials 6 Student Financials 7 Sign & Submit

STUDENT INFORMATION

Dependent Student Status

Based on your answers to the dependency status questions, you are considered a "**dependent**" student. This means you must provide **parental** information. Select the "I will provide information about my parent(s)" option and select "Continue" to continue to "Parent Demographics" section.

If you have a special circumstance and are unable to provide parental information, under very limited circumstances, you may be able to submit your FAFSA® form without parental information. Select the "I am unable to provide information about my parent(s)" option and select "Continue" to get additional information. ⓘ

I will provide information about my parent(s).

I am unable to provide information about my parent(s).

Previous Continue

Special Circumstances Qualifications

✓ Student Demographics
✓ School Selection
3 Dependency Status
4 Parent Demographics
5 Parent Financials
6 Student Financials
7 Sign & Submit

STUDENT INFORMATION

Special Circumstances Qualifications

You may still be eligible for some type of federal student aid without providing parent information. Please read through the following options carefully.

Special Circumstances Option

You must contact the financial aid administrator at the college you plan to attend if you believe you have a special circumstance that should be considered in determining your eligibility for federal student aid. However, not all situations are considered a special circumstance. For example, the following situations would **not** be considered as a special circumstance on his or her own:

- You do not live with your parent(s).
- Your parent(s) does not provide you with financial support.
- Your parent(s) refuses to contribute to your college expenses.
- Your parent(s) does not claim you as a dependent on his or her income tax return.
- Your parent(s) does not want to provide his or her information on your FAFSA® form.

Unsubsidized Loan Option

If you do not meet a requirement for a special circumstance and still choose to continue your application without providing parent information, you will only be considered for an unsubsidized

You must contact the financial aid administrator at the college you plan to attend if you believe you have a special circumstance that should be considered in determining your eligibility for federal student aid. However, not all situations are considered a special circumstance. For example, the following situations would **not** be considered as a special circumstance on his or her own:

- You do not live with your parent(s).
- Your parent(s) does not provide you with financial support.
- Your parent(s) refuses to contribute to your college expenses.
- Your parent(s) does not claim you as a dependent on his or her income tax return.
- Your parent(s) does not want to provide his or her information on your FAFSA® form.

Unsubsidized Loan Option

If you do not meet a requirement for a special circumstance and still choose to continue your application without providing parent information, you will only be considered for an unsubsidized loan. To request consideration for an unsubsidized loan, you must contact the financial aid administrator at the college you plan to attend.

Choose the appropriate option below based on your circumstances. ?

I will provide information about my parent(s).
 I have a special circumstance and I am unable to provide information about my parent(s).
 I do not have a special circumstance, and I am submitting my FAFSA® form without parent information to apply for an unsubsidized loan only.

Whose Information Should I Provide?

The screenshot shows the FAFSA application progress bar at the top with seven steps: Student Demographics (checked), School Selection (checked), Dependency Status (checked), Parent Demographics (4, active), Parent Financials (5), Student Financials (6), and Sign & Submit (7). Below the progress bar, the section is titled "PARENT INFORMATION" and "Whose Information Should I Provide?". A green success message states "Application was successfully saved." Below that is an information icon and a tip: "For additional assistance determining what parent information to report on the FAFSA® form, refer to *Who's my Parent When Filling Out the FAFSA form?* fact sheet." The main text explains that dependent students must report parent information and provides four radio button options for living arrangements. At the bottom are "Previous" and "Continue" buttons.

Student Demographics ✓ School Selection ✓ Dependency Status ✓ **4** Parent Demographics 5 Parent Financials 6 Student Financials 7 Sign & Submit

PARENT INFORMATION

Whose Information Should I Provide?

✓ Application was successfully saved.

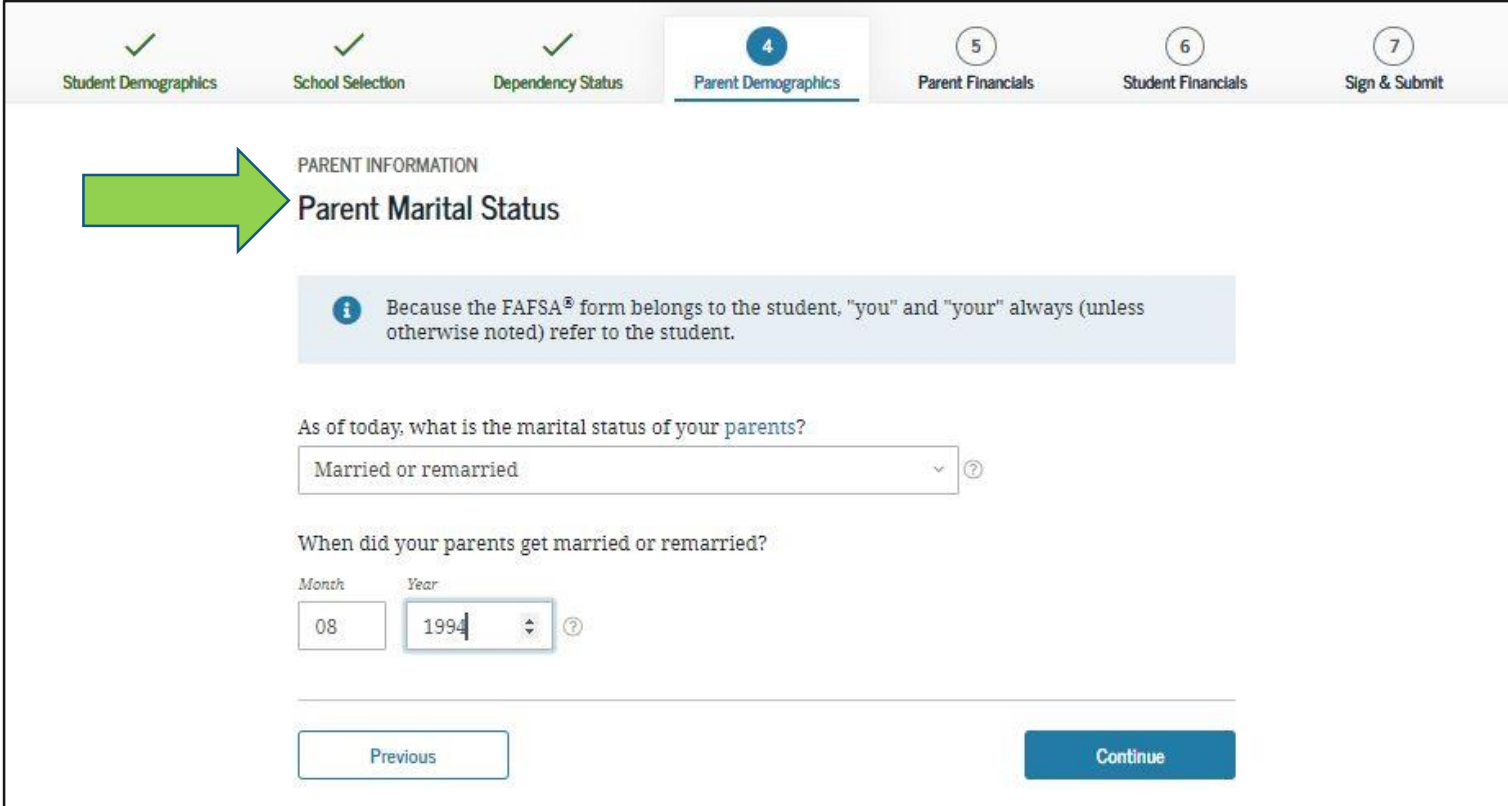
i For additional assistance determining what parent information to report on the FAFSA® form, refer to *Who's my Parent When Filling Out the FAFSA form?* fact sheet.

Since you have been identified as a dependent student, you will need to provide information about your parent(s). You must identify and report information about your parent(s) even if you don't live with him or her. Use the following criteria to determine whose information you should report in the "Parent Demographics" and "Parent Financials" sections of the FAFSA® form:

- My parents live together (married or unmarried).
- My parents are divorced or separated, and I live with one parent more than the other.
- My parents are divorced or separated, and I live with both parents equally.
- I was legally adopted.

[Previous](#) [Continue](#)

Parent Marital Status



The screenshot shows the FAFSA application process. At the top, a progress bar indicates the following steps: Student Demographics (checked), School Selection (checked), Dependency Status (checked), Parent Demographics (4, active), Parent Financials (5), Student Financials (6), and Sign & Submit (7). A green arrow points to the 'Parent Marital Status' section under 'PARENT INFORMATION'. An information box states: 'Because the FAFSA® form belongs to the student, "you" and "your" always (unless otherwise noted) refer to the student.' The question is 'As of today, what is the marital status of your parents?' with a dropdown menu set to 'Married or remarried'. Below this, the question is 'When did your parents get married or remarried?' with input fields for 'Month' (08) and 'Year' (1994). At the bottom, there are 'Previous' and 'Continue' buttons.

Student Demographics ✓ School Selection ✓ Dependency Status ✓ **4** Parent Demographics 5 Parent Financials 6 Student Financials 7 Sign & Submit

PARENT INFORMATION

Parent Marital Status

i Because the FAFSA[®] form belongs to the student, "you" and "your" always (unless otherwise noted) refer to the student.

As of today, what is the marital status of your parents?

Married or remarried

When did your parents get married or remarried?

Month: 08 Year: 1994

Previous Continue


Personal Information for First Parent

The screenshot shows a progress bar at the top with seven steps: Student Demographics (checked), School Selection (checked), Dependency Status (checked), Parent Demographics (4, active), Parent Financials (5), Student Financials (6), and Sign & Submit (7). Below the progress bar, the section is titled "PARENT INFORMATION" and "Enter Information for Your First Parent (father/mother/stepparent)". A green arrow points to this title. The form contains the following fields: "Your Parent's Social Security Number" (text input), "Your Parent's Last Name" (text input), "Your Parent's First Initial" (text input), "Your Parent's Date of Birth" (Month, Day, Year dropdowns), and "Your Parents' Email Address" (text input). At the bottom, there are "Previous" and "Continue" buttons.

Keep track of who is parent one and who is parent two. You'll need to know this later in the application.

Personal Information for Other Parent

Progress bar: Student Demographics (✓), School Selection (✓), Dependency Status (✓), **Parent Demographics (4)**, Parent Financials (5), Student Financials (6), Sign & Submit (7)

PARENT INFORMATION
Enter Information for Your Other Parent (father/mother/stepparent). 

Your Parent's Social Security Number
 ?

Your Parent's Last Name
 ?

Your Parent's First Initial
 ?

Your Parent's Date of Birth
Month Day Year
 ?

[Previous](#) [Continue](#)

Parent State of Legal Residence

Progress bar: Student Demographics (✓), School Selection (✓), Dependency Status (✓), **Parent Demographics (4)**, Parent Financials (5), Student Financials (6), Sign & Submit (7)

PARENT INFORMATION

Parent State of Legal Residence

Have your parents lived in District of Columbia for at least 5 years? [?](#)

Yes

No

[Previous](#) [Continue](#)

Enter Information for Your Parent's Dependents

The screenshot shows the 'Parent Demographics' step (4) of the FAFSA process. The navigation bar at the top includes: Student Demographics (checked), School Selection (checked), Dependency Status (checked), Parent Demographics (4), Parent Financials (5), Student Financials (6), and Sign & Submit (7). The main heading is 'PARENT INFORMATION' followed by 'Enter Information for Your Parents' Dependents'. A light blue information box states: 'Do not include yourself (the student)'. The first question is 'How many other dependent children do your parents have?'. Below it, instructions state: 'Include the other dependent children of your parents if they' followed by a bulleted list: 'will rely on your parents for more than half of their financial support between July 1, 2022 and June 30, 2023; or can answer "no" to every dependency status question on the FAFSA® form.' A text input field with a question mark icon is provided for the answer. A green arrow points from the right towards this field. The second question is 'How many other dependents do your parents have?'. Below it, instructions state: 'Include your parents' other dependents if they' followed by a bulleted list: 'now live with your parents, currently receive more than half of their support from your parents, and will continue to receive more than half of their financial support from your parents between July 1, 2022 and June 30, 2023.' A text input field with a question mark icon is provided for the answer. A green arrow points from the left towards this field. At the bottom, there are 'Previous' and 'Continue' buttons.

Any other family or non-family members that rely on your parent(s) for financial support

This is the number of siblings you have that your parents financially support

Parent Household Information

This is at least 1, you the student, and any others that will be in college next year not parent(s)

Progress bar: Student Demographics (✓), School Selection (✓), Dependency Status (✓), **Parent Demographics (4)**, Parent Financials (5), Student Financials (6), Sign & Submit (7)

PARENT INFORMATION
Parent Household Information

Your household size is 9.

You:	Your Parents:	Other Dependent Children of Your Parent(s):	Other Dependents of Your Parent(s):
1	2	2	2

Number in College
 Out of the 7 dependents in your parents' household (as shown above), how many will be college students between July 1, 2022 and June 30, 2023? **DO NOT include your parents, but DO include yourself** and other members of the household.

Buttons: Previous, Continue

Parent Tax Filing Status

Student Demographics ✓ School Selection ✓ Dependency Status ✓ Parent Demographics ✓ **5** Parent Financials 6 Student Financials 7 Sign & Submit

PARENT INFORMATION

Parent Tax Filing Status

✓ Application was successfully saved.

i You indicated your parents are **married or remarried** but you also indicated your parents' tax return filing status is **head of household**. If one of your responses is incorrect, change it now. If the information you entered is correct, make sure the income information you provide on the following pages reflects both your parents' 2019 income.

For 2020, have your parents completed their IRS income tax return or another tax return?
Already completed

What type of income tax return did your parents file for 2020?
IRS Form 1040

For 2020, what is your parents' tax filing status according to their tax return?
Married-filed joint return

RECOMMENDED
IRS Data Retrieval Tool

Applying is faster and easier if your parents transfer their tax return information into this FAFSA form with the IRS Data Retrieval Tool (DRT)!

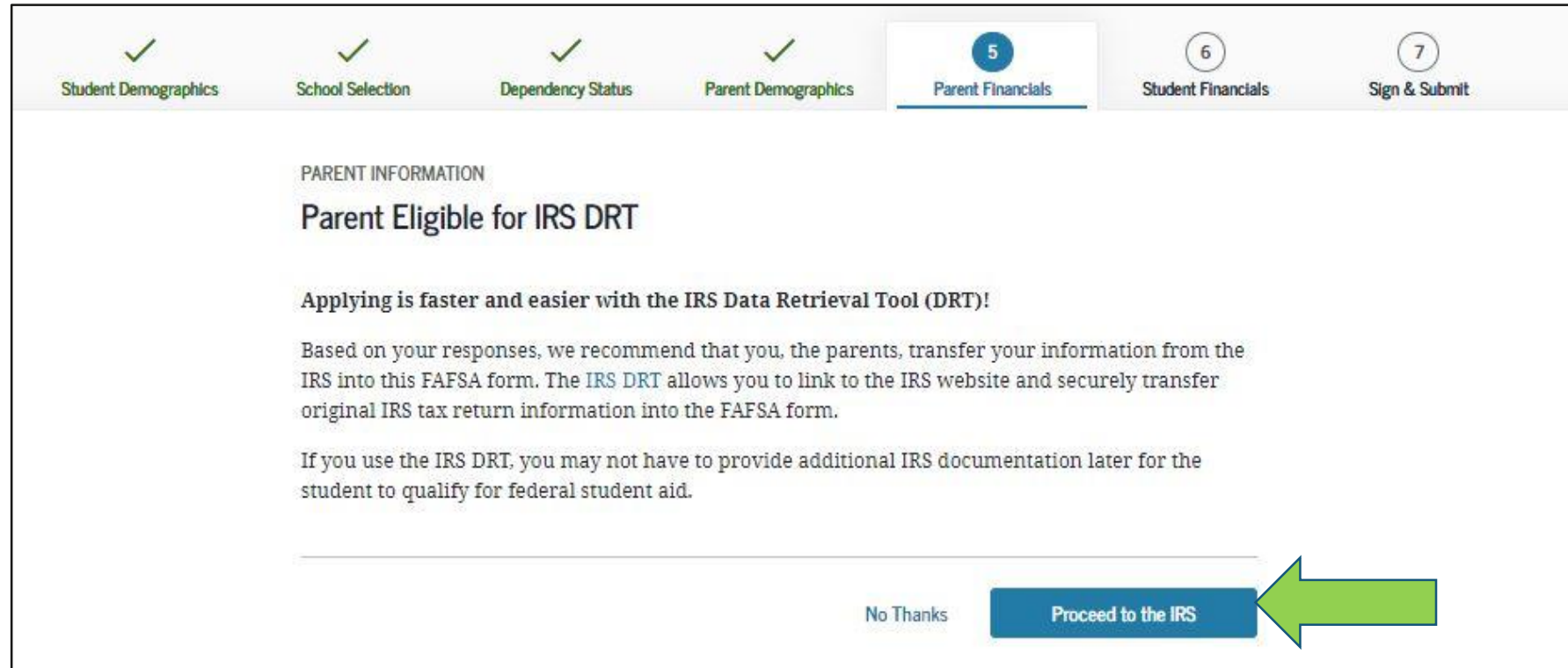
For your protection, your tax return information will not display on the IRS website or on the FAFSA form.

Previous Skip IRS DRT and Complete Manually **Proceed to the IRS >**

IRS DATA RETRIEVAL TOOL

- Import taxes directly from the IRS
- Will need an FSA ID
- Less chance of verification process after submit FAFSA
- May not work if:
 - Identity theft occurred
 - Marriage status changed during the year
 - Parent is married but filed head of household
 - Parents filed separately
 - Parents' taxes were amended

Parent Eligible for IRS DRT



The screenshot shows the FAFSA application process at the 'Parent Financials' step (step 5). The progress bar at the top indicates that 'Student Demographics', 'School Selection', 'Dependency Status', and 'Parent Demographics' are completed, while 'Parent Financials', 'Student Financials', and 'Sign & Submit' are pending. The main content area displays the following text:

PARENT INFORMATION

Parent Eligible for IRS DRT

Applying is faster and easier with the IRS Data Retrieval Tool (DRT)!

Based on your responses, we recommend that you, the parents, transfer your information from the IRS into this FAFSA form. The [IRS DRT](#) allows you to link to the IRS website and securely transfer original IRS tax return information into the FAFSA form.

If you use the IRS DRT, you may not have to provide additional IRS documentation later for the student to qualify for federal student aid.

At the bottom right, there are two buttons: 'No Thanks' and 'Proceed to the IRS'. A large green arrow points to the 'Proceed to the IRS' button.

Parent Log In to IRS Data Retrieval Tool

The screenshot shows a web interface for logging into the IRS Data Retrieval Tool. At the top, there is a progress bar with seven steps: Student Demographics, School Selection, Dependency Status, Parent Demographics, Parent Financials (highlighted with a blue circle and the number 5), Student Financials, and Sign & Submit. Below the progress bar, the page is titled "PARENT INFORMATION" and "Parent Log In to IRS Data Retrieval Tool". An information box contains the following text: "To use the IRS Data Retrieval Tool (DRT), have the parent listed in the FAFSA® form enter his or her credentials below. Otherwise, skip the IRS DRT. If you have any questions or problems using this tool, view more information about the IRS DRT." Below this, the text "Provide parent FSA ID credentials." is followed by the question "Which parent are you?". There are two radio button options: "B. Smith (Parent 1)" (selected) and "C. Smith (Parent 2)". Below the radio buttons is a text input field for "FSA ID Username, Email Address, or Mobile Number" with a "Forgot Username" link and a "Create an FSA ID" link. Below that is another text input field for "FSA ID Password" with a "Show" button and a "Forgot Password" link. At the bottom, there are two buttons: "Skip IRS DRT and Complete Manually" and "Continue".

Student Demographics ✓ School Selection ✓ Dependency Status ✓ Parent Demographics ✓ **5** Parent Financials Student Financials 6 Sign & Submit 7

PARENT INFORMATION

Parent Log In to IRS Data Retrieval Tool

i To use the IRS Data Retrieval Tool (DRT), have the parent listed in the FAFSA® form enter his or her credentials below. Otherwise, skip the IRS DRT. If you have any questions or problems using this tool, view more information about the IRS DRT.

Provide parent FSA ID credentials.

Which parent are you? ⓘ

B. Smith (Parent 1)

C. Smith (Parent 2)

FSA ID Username, Email Address, or Mobile Number ⓘ

[Forgot Username](#) | [Create an FSA ID](#)

FSA ID Password ⓘ

Show ⓘ

[Forgot Password](#)

[Skip IRS DRT and Complete Manually](#) [Continue](#)

Get My Federal Income Tax Information

 Return to FAFSA | Help | Logout | Español

Get My Federal Income Tax Information

See our [Privacy Notice](#) regarding our request for your personal information.

Enter the following information from your 2020 Federal Income Tax Return. [?](#)

All fields are required unless marked otherwise.

First Name

First

Last Name

Last

Social Security Number

No input required

*** - ** - 2617

Date of Birth

MM/DD/YYYY

01/01/1999 

Filing Status [?](#)

Single

Street Address [?](#)

Must match your 2019 Federal Income Tax Return

123 Oakdale Dr.

P.O. Box [?](#)

Required if entered on your tax return

Apartment Number

Required if entered on your tax return

Country

United States

City, Town or Post Office

Coraville

State / U.S. Territory

Iowa

ZIP Code


52317

By submitting this information, you certify that you are the person identified. Use of this system to access another person's information may result in civil and criminal penalties.


SUBMIT

Select the button below to exit the IRS system and return to your FAFSA.

CANCEL

 IRS Privacy Policy | Accessibility

Federal Income Tax Information Results


Return to FAFSA | Help | Logout | Español

2020 Federal Income Tax Information

Edit Data

Based on the information you provided, the Internal Revenue Service (IRS) located your income tax return. With your permission below, the IRS will securely transfer your tax information to the U.S. Department of Education (ED) to populate any applicable FAFSA® questions.

For your protection, the IRS will not display your tax information and will further encrypt any tax information transferred using the IRS DRT, therefore, ED is unable to display your tax information on your FAFSA form.

The data retrieved from your tax return is limited to the items listed below as you reported to the IRS:

Tax Year	Type of Return Filed	Untaxed Portion of IRA Distributions & Pensions/Annuities
Name(s)	Adjusted Gross Income	Tax-exempt Interest Income
Social Security Number	Income Earned from Work	IRA Deductions and Payments
Filing Status	Income Tax	Status of Amended Returns Received
IRS Exemptions	Education Credits	Schedule 1 Evaluation

Refer to your tax records if you have a question about the values you reported.

Transfer My Tax information into the FAFSA Form [?](#)


The tax information provided to fafsa.gov will populate the answers to the appropriate FAFSA questions. After the FAFSA questions are populated, your IRS session will end, and you will return to your FAFSA form. Check this box if you are choosing to transfer your information.

TRANSFER NOW [?](#)

Do Not Transfer My Tax information and Return to the FAFSA Form [?](#)

By clicking the "Do Not Transfer" button, you are choosing not to transfer your tax information electronically. Your IRS session will end, and you will return to your FAFSA form.

DO NOT TRANSFER [?](#)


IRS Privacy Policy | Accessibility



IRS Info Transferred

The screenshot shows the FAFSA application progress bar at the top with seven steps: Student Demographics, School Selection, Dependency Status, Parent Demographics, Parent Financials, Student Financials (highlighted with a blue circle and the number 6), and Sign & Submit (highlighted with a white circle and the number 7). Below the progress bar, the section is titled "STUDENT INFORMATION" and "Student IRS Info". A green success message box states: "You have successfully transferred your 2020 IRS tax information. Your IRS tax information has been successfully transferred into this FAFSA® form. Questions that were populated with tax information will be marked with 'Transferred from the IRS.' For your protection, IRS tax return information is not displayed on the FAFSA form." Below this message is a question: "What was your adjusted gross income for 2020?". The answer is shown in a dropdown menu as "Transferred from the IRS" with a question mark icon. A large green arrow points to this dropdown menu. At the bottom of the form are two buttons: "Previous" and "Continue".

Parent IRS Info

The screenshot shows the FAFSA application process. At the top, a progress bar indicates the following steps: Student Demographics (checked), School Selection (checked), Dependency Status (checked), Parent Demographics (checked), Parent Financials (current step, highlighted with a blue circle and underline), Student Financials (6, in a circle), and Sign & Submit (7, in a circle). The main content area is titled "PARENT INFORMATION" and "Parent IRS Info". It asks, "What was your parents' adjusted gross income for 2020?" and provides a note: "This amount is found on IRS Form 1040-line 11." Below this is a text input field with a dollar sign on the left, a central input box, and ".00" on the right, followed by a help icon. A link "Calculate with Income Estimator" is positioned below the input field. At the bottom of the form are two buttons: "Previous" and "Continue".

If you cannot use the IRS Data Retrieval tool, you will need your Tax Form 1040 to complete the FAFSA

Parent Income from Work

This information is also easily found on parent(s) W-2s

✓ Student Demographics ✓ School Selection ✓ Dependency Status ✓ Parent Demographics **5** Parent Financials 6 Student Financials 7 Sign & Submit

PARENT INFORMATION

Parent Income from Work

How much did your Parent 1 (father/mother/stepparent) earn from working (wages, salaries, tips, etc.) in 2020?
This amount is your Parent 1 (father's/mother's/stepparent's) portion of IRS Form 1040-line 1 + Schedule 1, lines 3 + 6 + Box 14 (Code A) of Schedule K-1 (Form 1065).

\$.00 ?

How much did your Parent 2 (father/mother/stepparent) earn from working (wages, salaries, tips, etc.) in 2020?
This amount is your Parent 2 (father's/mother's/stepparent's) portion of IRS Form 1040-line 1 + Schedule 1, lines 3 + 6 + Box 14 (Code A) of Schedule K-1 (Form 1065).

\$.00 ?

[Previous](#) [Continue](#)

Parent Additional IRS Info

✓ Student Demographics ✓ School Selection ✓ Dependency Status ✓ Parent Demographics **5** Parent Financials 6 Student Financials 7 Sign & Submit

PARENT INFORMATION

Parent Additional IRS Info

Enter the amount of your parents' income tax for 2020.
This is the total amount of IRS Form 1040—line 22 minus Schedule 2—line 2. If negative, enter a zero here.

\$.00 ?

[Previous](#) [Continue](#)

Parent Questions for Tax Filers Only

✓
Student Demographics

✓
School Selection

✓
Dependency Status

✓
Parent Demographics

5
Parent Financials

6
Student Financials

7
Sign & Submit

PARENT INFORMATION

Parent Questions for Tax Filers Only

Did your parents have any of the following items in 2020? Enter amounts for all that apply.

Combat pay or special combat pay. **This should be zero for enlisted persons and warrant officers** (including commissioned warrant officers) because combat pay is entirely nontaxable. Only enter taxable combat pay included in your parents' adjusted gross income.

\$ 0 .00 ⓘ

Student college grant and scholarship aid reported to the IRS in your parents' income. Includes AmeriCorps benefits (awards, living allowances, and interest accrual payments), as well as grant and scholarship portions of fellowships and assistantships.

\$ 0 .00 ⓘ

Education credits (*American Opportunity Tax Credit* or *Lifetime Learning Tax Credit*) from IRS Form 1040 Schedule 3-line 3

\$ 0 .00 ⓘ

Untaxed portions of IRA distributions and pensions from IRS Form 1040— (lines 4a + 5a) minus (lines 4b + 5b). **Exclude rollovers.** If negative, enter a zero here.. If negative, enter a zero here.

\$ 0 .00 ⓘ

IRA deductions and payments to self-employed SEP, SIMPLE, Keogh, and other qualified plans from IRS form 1040 Schedule 1-total of lines 15+19.

\$ 0 .00 ⓘ

Tax exempt interest income from IRS Form 1040-line 2a.

\$ 0 .00 ⓘ

Previous

Continue

Do not forget about the question marks if you need more information on how to answer

Parent Additional Financial Info

✓ Student Demographics ✓ School Selection ✓ Dependency Status ✓ Parent Demographics **5** Parent Financials 6 Student Financials 7 Sign & Submit

PARENT INFORMATION

Parent Additional Financial Info

Did your parents have any of the following items in 2020? Enter amounts for all that apply.

Child support your parents paid because of divorce or separation or as a result of a legal requirement. Do not include support for children in your parents' household.

\$ 0 .00 ?

Earnings from work under a Cooperative Education Program offered by a college.

\$ 0 .00 ?

Taxable earnings from need-based employment programs, such as Federal Work-Study and need-based employment portions of fellowships and assistantships.

\$ 0 .00 ?

Previous Continue

Parent Untaxed Income

✓
Student Demographics

✓
School Selection

✓
Dependency Status

✓
Parent Demographics

5
Parent Financials

6
Student Financials

7
Sign & Submit

PARENT INFORMATION

Parent Untaxed Income

Did your parents have any of the following items in 2020? Enter amounts for all that apply.

Child support received for all children. Do not include foster care or adoption payments.

\$

.00
?

Housing, food, and other living allowances paid to members of the military, clergy, and others (including cash payments and cash value of benefits). Do not include the value of on-base military housing or the value of a basic military allowance for housing.

\$

.00
?

Payments to tax-deferred pension and retirement savings plans (paid directly or withheld from earnings), including, but not limited to, amounts reported on the W-2 Form in Boxes 12a through 12d, codes D, E, F, G, H, and S. **Don't include** amounts reported in code DD (employer contributions toward employee health benefits).

\$

.00
?

Veterans noneducation benefits such as Disability Death Pension or Dependency and Indemnity Compensation (DIC); and/or VA Educational Work-Study allowances.

\$

.00
?

Other untaxed income not reported, such as workers' compensation, disability benefits, etc.

\$

.00
?

Previous

Continue

Parent Assets

✓ Student Demographics ✓ School Selection ✓ Dependency Status ✓ Parent Demographics **5** Parent Financials 6 Student Financials 7 Sign & Submit

PARENT INFORMATION

Parent Assets

As of today, what is your parents' total current balance of cash, savings, and checking accounts?

\$.00 ?

As of today, what is the net worth of your parents' investments, including real estate (not your parents' home)?

\$.00 ?

As of today, what is the net worth of your parents' current businesses and/or investment farms?
Don't include a family farm or family business with 100 or fewer full-time or full-time equivalent employees.

\$.00 ?

[Previous](#) [Continue](#)

Student Tax Filing Status

Student Demographics ✓ School Selection ✓ Dependency Status ✓ Parent Demographics ✓ Parent Financials ✓ **6** Student Financials Sign & Submit 7

STUDENT INFORMATION

Student Tax Filing Status

✓ Application was successfully saved.

⚠ **Attention!** You must provide financial information from your **2019 tax return** on the following pages.

i Because the FAFSA® form belongs to the student, “you” and “your” always (unless otherwise noted) refer to the student.

For 2020, have you completed your IRS income tax return or another tax return?
Already completed

What income tax return did you file for 2020?
IRS Form 1040

For 2020, what is your tax filing status according to your tax return?
Married-filed joint return

Previous Continue

Student Tax Filing Status

Student Demographics ✓ School Selection ✓ Dependency Status ✓ Parent Demographics ✓ Parent Financials ✓ **Student Financials 6** Sign & Submit 7

STUDENT INFORMATION
Student Tax Filing Status


Attention! You must provide financial information from your **2019 tax return** on the following pages.

i Because the FAFSA® form belongs to the student, “you” and “your” always (unless otherwise noted) refer to the student.

For 2020, have you completed your IRS income tax return or another tax return?
Already completed

What income tax return did you file for 2020?
IRS Form 1040

For 2020, what is your tax filing status according to your tax return?
Single


RECOMMENDED
IRS Data Retrieval Tool

Applying is faster and easier if you transfer your tax return information into this FAFSA® form with the IRS Data Retrieval Tool (DRT)!

⚠ For your protection, your tax return information will not display on the IRS website or on the FAFSA form.

Previous Skip IRS DRT and Complete Manually **Proceed to the IRS >**

Student IRS Info

✓ Student Demographics ✓ School Selection ✓ Dependency Status ✓ Parent Demographics ✓ Parent Financials **6** Student Financials 7 Sign & Submit

STUDENT INFORMATION

Student IRS Info

What was your and your spouse's adjusted gross income for 2020?
This amount is found on 1040-line 11.

\$.00 ?

[Calculate with Income Estimator](#)

[Previous](#) [Continue](#)

Student Income from Work

✓ Student Demographics ✓ School Selection ✓ Dependency Status ✓ Parent Demographics ✓ Parent Financials **6** Student Financials 7 Sign & Submit

STUDENT INFORMATION

Student Income from Work

How much did you earn from working (wages, salaries, tips, etc.) in 2020?
This amount is the total of IRS Form 1040-line 1 + Schedule 1, lines 3 + 6 + Box 14 (Code A) of Schedule K-1 (Form 1065).

\$ 50,000 .00 ?

How much did your spouse earn from working (wages, salaries, tips, etc.) in 2020?
This amount is your spouse's portion of IRS Form 1040-line 1 + Schedule 1, lines 3 + 6 + Box 14 (Code A) of Schedule K-1 (Form 1065).

\$ 50,001 .00 ?

[Previous](#) [Continue](#)

Student Additional IRS Info

✓ Student Demographics ✓ School Selection ✓ Dependency Status ✓ Parent Demographics ✓ Parent Financials **6** Student Financials 7 Sign & Submit

STUDENT INFORMATION

Student Additional IRS Info

Enter the amount of your and your spouse's income tax for 2020.
This is the total amount of IRS Form 1040—line 22 minus Schedule 2—line 2. If negative, enter a zero here.

\$.00 ?

[Previous](#) [Continue](#)

Student Questions for Tax Filers Only

✓ Student Demographics ✓ School Selection ✓ Dependency Status ✓ Parent Demographics ✓ Parent Financials **6** Student Financials 7 Sign & Submit

STUDENT INFORMATION

Student Questions for Tax Filers Only

Did you (or your spouse) have any of the following items in 2020? Enter amounts for all that apply.

Combat pay or special combat pay. **This should be zero for enlisted persons and warrant officers** (including commissioned warrant officers) because combat pay is entirely nontaxable. Only enter taxable combat pay included in your (and, if married, your spouse's) adjusted gross income.

\$ 0 .00 ?

Student college grant and scholarship aid reported to the IRS in your and your spouse's income. Includes AmeriCorps benefits (awards, living allowances, and interest accrual payments), as well as grant and scholarship portions of fellowships and assistantships.

\$ 0 .00 ?

Education credits (*American Opportunity Tax Credit* or *Lifetime Learning Tax Credit*) from IRS Form 1040 Schedule 3-line 3

\$ 0 .00 ?

Untaxed portions of IRA distributions and pensions from IRS Form 1040— (lines 4a + 5a) minus (lines 4b + 5b). **Exclude rollovers.** If negative, enter a zero here. If negative, enter a zero.

\$ 0 .00 ?

IRA deductions and payments to self-employed SEP, SIMPLE, Keogh, and other qualified plans from IRS Form 1040 Schedule 1-total of lines 15-19.

\$ 0 .00 ?

Tax exempt interest income from IRS Form 1040-line 2a.

\$ 0 .00 ?

Previous Continue

Student Additional Financial Info

✓
Student Demographics

✓
School Selection

✓
Dependency Status

✓
Parent Demographics

✓
Parent Financials

6
Student Financials

7
Sign & Submit

STUDENT INFORMATION

Student Additional Financial Info

Did you (or your spouse) have any of the following items in 2020? Enter amounts for all that apply.

Child support you (or your spouse) paid because of divorce or separation or as a result of a legal requirement. Do not include support for children in your household.

\$

.00
?

Earnings from work under a Cooperative Education Program offered by a college.

\$

.00
?

Taxable earnings from need-based employment programs, such as Federal Work-Study and need-based employment portions of fellowships and assistantships.

\$

.00
?

Previous

Continue

Student Untaxed Income

✓
Student Demographics

✓
School Selection

✓
Dependency Status

✓
Parent Demographics

✓
Parent Financials

6
Student Financials

7
Sign & Submit

STUDENT INFORMATION

Student Untaxed Income

Did you (or your spouse) have any of the following items in 2020? Enter amounts for all that apply.

Child support received for all children. Do not include foster care or adoption payments.

\$ 0 .00 ?

Housing, food, and other living allowances paid to members of the military, clergy, and others (including cash payments and cash value of benefits). Do not include the value of on-base military housing or the value of a basic military allowance for housing.

\$ 0 .00 ?

Payments to tax-deferred pension and retirement savings plans (paid directly or withheld from earnings), including, but not limited to, amounts reported on the W-2 Form in Boxes 12a through 12d, codes D, E, F, G, H, and S. **Don't include** amounts reported in code DD (employer contributions toward employee health benefits).

\$ 0 .00 ?

Veterans noneducation benefits such as Disability Death Pension or Dependency and Indemnity Compensation (DIC); and/or VA Educational Work-Study allowances.

\$ 0 .00 ?

Other untaxed income not reported, such as workers' compensation, disability benefits, etc.

\$ 0 .00 ?

Money received, or paid on your behalf (e.g., bills), not reported elsewhere on this form. This includes money that you received from a parent or other person whose financial information is not reported on this form and that is not part of a legal child support agreement.

\$ 0 .00 ?

Previous

Continue

Student Assets

✓
Student Demographics

✓
School Selection

✓
Dependency Status

✓
Parent Demographics

✓
Parent Financials

✓
Student Financials

7
Sign & Submit

STUDENT INFORMATION

Student Assets

As of today, does the total amount of your (and your spouse's) current assets exceed \$2,200? [?](#)

Yes

No

As of today, what is your (and your spouse's) total current balance of cash, savings, and checking accounts?

\$.00 [?](#)

As of today, what is the net worth of your (and your spouse's) investments, including real estate (not your home)?

\$.00 [?](#)

As of today, what is the net worth of your (and your spouse's) current businesses and/or investment farms? **Don't include** a family farm or family business with 100 or fewer full-time or full-time equivalent employees.

\$.00 [?](#)

Previous

Continue

FAFSA Summary

The screenshot displays the FAFSA Summary page. At the top, a progress bar shows the following sections: Student Demographics, School Selection, Dependency Status, Parent Demographics, Parent Financials, and Student Financials, all marked with green checkmarks. The 'Sign & Submit' section is highlighted with a blue circle containing the number 7. Below the progress bar, the text 'SIGN & SUBMIT' is followed by 'FAFSA® Summary'. A light blue information box contains the message: 'You're not done yet! You still need to submit your FAFSA® form. After you print this page, select "Continue" to sign your FAFSA form.' At the bottom, a white box displays 'FAFSA Summary: 2022-23' and 'Student ID: ****-0017 TE'.

FAFSA Summary

Review to make sure answers are correct

Student Demographics	
Student's Social Security Number (question 8)	***-**-0017
Student's First Name (question 2), Student's Middle Initial (question 3)	INDEPENDENT
Student's Last Name (question 1)	TESTER
Student's Date of Birth (question 9)	01/01/1990
Student's Email Address (question 13)	test577110017@test.com
Student's Telephone Number (question 10)	
Student's Permanent Mailing Address (question 4)	1000 TEST AVE
Student's Permanent City (question 5)	LAWTON
Student's Permanent State (question 6), Student's Permanent ZIP Code (question 7)	Alaska, 51030
Has the student lived in state for at least five years?	No
Student's State of Legal Residence (question 18)	Alaska
Was the student a legal resident before January 1, 2016? (question 19)	Yes
When did the student became a resident of the state? (question 20)	
Student's Citizenship Status (question 14)	Yes, I am a U.S. citizen (or U.S. national).
Student's Alien Registration Number (question 15)	
Has the student completed high school or an equivalent? (question 26)	High school diploma

Type of Degree/Certificate (question 30)	1st bachelor's degree
Did the student complete his or her first bachelor's degree before 2022-23 school year? (question 28)	No
Student's Grade Level in College in 2022-23 (question 29)	4th yr./senior
Is the student interested in Work-Study? (question 31)	Yes
Is the student male or female? (question 21)	Male
Does the student want to register with the Selective Service System? (question 22)	
Student's Driver's License Number (question 11)	
Student's Driver's License State (question 12)	
Is the student in foster care?	No
Parent 1 Educational Level (question 24)	College or beyond
Parent 2 Educational Level (question 25)	College or beyond
Does the student have a drug conviction affecting his or her eligibility? (question 23)	Eligible for aid
Student Aid Eligibility Worksheet	
Has the student received federal student aid?	Yes

FAFSA Summary

Student Financials	
Has the student filed 2020 income tax return? (question 32)	Already completed
Student's Type of 2020 Tax Form Used (question 33)	Transferred from the IRS
Student's 2020 Tax Return Filing Status (question 34)	Single
Student's 2020 Adjusted Gross Income (question 36)	Transferred from the IRS
Student's 2020 Income Earned from Work (question 38)	Transferred from the IRS
Spouse's 2020 Income Earned from Work (question 39)	
Has the student filed schedule 1? (question 35)	Transferred from the IRS
Is the student or spouse a dislocated worker? (question 100)	
Has the student received Medicaid? (question 95)	
Has the student received Supplemental Security Income? (question 95)	
Has the student received Supplemental Nutrition Assistance Program (SNAP) benefits? (question 96)	
Has the student received free or reduced price lunches? (question 97)	
Has the student received Temporary Assistance for Needy Families (TANF) benefits? (question 98)	

Has the student received assistance from the Special Supplemental Nutrition Program for Women, Infants, and Children (WIC)? (question 99)	
Student Financials (continued)	
Student's 2020 U.S. Income Tax Paid (question 37)	Transferred from the IRS
Student's Taxable Combat Pay Reported in Adjusted Gross Income (question 43e)	\$0
Student's College Grant and Scholarship Aid Reported to IRS as Income (question 43d)	\$0
Student's Education Credits (question 43a)	Transferred from the IRS
Student's Untaxed Portions of IRA Distributions and Pensions (question 44e)	Transferred from the IRS
Student's Deductible Payments to IRA/Keogh/Other (question 44b)	Transferred from the IRS
Student's Tax Exempt Interest Income (question 44d)	Transferred from the IRS
Student's Child Support Paid (question 43b)	\$0
Student's Cooperative Education Earnings (question 43f)	\$0
Student's Taxable Earnings from Need-Based Employment Programs (question 43c)	\$0
Student's Child Support Received (question 44c)	\$30,000
Student's Housing, Food, and Living Allowances (question 44f)	\$30,000
Student's Payments to Tax-Deferred Pensions and Retirement Savings (question 44a)	\$30,000

Student's Veterans Noneducation Benefits (question 44g)	\$0
Student's Other Untaxed Income or Benefits (question 44h)	\$0
Money Received or Paid on Student's Behalf (question 44i)	\$0
Do the student's total assets exceed \$2,200?	Yes
Student's Total of Cash, Savings, and Checking Accounts (question 40)	\$750
Student's Net Worth of Current Investments (question 41)	\$750
Student's Net Worth of Businesses/Investment Farms (question 42)	\$750
Sign and Submit	
Preparer's Social Security Number (question 104)	
Preparer's Employer Identification Number (question 105)	
Print This Page	
Previous	Continue

Agreement of Terms

[Student Demographics](#) ✓
 [School Selection](#) ✓
 [Dependency Status](#) ✓
 [Parent Demographics](#) ✓
 [Parent Financials](#) ✓
 [Student Financials](#) ✓
 [7 Sign & Submit](#)

SIGN & SUBMIT

Read Before Proceeding

i Carefully read and acknowledge whether you agree to our terms outlined below by selecting the checkbox at the bottom of this page.
Select "Sign and Submit FAFSA Form."

By signing this application electronically using your FSA ID (username and password) and/or any other credential or by signing a signature page and mailing it to us, YOU, THE STUDENT, certify that you

- will use federal and/or state student financial aid only to pay the cost of attending an institution of higher education.
- are not in default on a federal student loan or have made satisfactory arrangements to repay it.
- do not owe money back on a federal student grant or have made satisfactory arrangements to repay it.
- will notify your school if you default on a federal student loan, and
- will not receive a Federal Pell Grant from more than one school for the same period of time.

By signing this application electronically using your username and password, and/or any other credential or by signing a signature page and mailing it to us, you certify that all of the information you provided is true and complete to the best of your knowledge and you agree, if asked to provide

- information that will verify the accuracy of your completed form, and
- U.S. or state income tax forms that you filed or are required to file.

By signing this application electronically using your username and password, and/or any other credential or by signing a signature page and mailing it to us, you certify that all of the information you provided is true and complete to the best of your knowledge and you agree, if asked to provide

- information that will verify the accuracy of your completed form, and
- U.S. or state income tax forms that you filed or are required to file.

You also certify that you understand that the secretary of education has the authority to verify information reported on your application with the Internal Revenue Service and other federal agencies.

If you sign this application or any document related to the federal student aid programs electronically using a username and password, and/or any other credential, you certify that you are the person identified by the username and password, and/or any other credential and have not disclosed that username and password, and/or any other credential to anyone else. If you purposely give false or misleading information, you may be fined up to \$20,000, sent to prison, or both.

I, T Perez, agree to the terms outlined above.

[Previous](#)
[Sign and Submit FAFSA Form](#)

Signature Status

Student Demographics ✓ School Selection ✓ Dependency Status ✓ Parent Demographics ✓ Parent Financials ✓ Student Financials ✓ Sign & Submit 7

SIGN & SUBMIT

Signature Status

i A parent must sign the FAFSA[®] form. If you're a parent, select "Provide Parent Signature" to sign your child's FAFSA form.

Note: If you're the student and your parent isn't present, select "Save FAFSA Form" and then "Exit FAFSA." Your parent should log in to the FAFSA form using the student's identifiers and the save key to sign and submit your FAFSA form.

Student Signed With FSA ID

Signed With FSA ID

Last Name
Anderson

Date of Birth
08/09/2002

Social Security Number
****-1483

Parent Signature Needed

UNSIGNED

Provide Parent Signature

Previous

If student is Dependent, he/she will need one parent to sign with an FSA ID

Parent Signature Selection

Make sure the Parent # is correct for who made an FSA ID

The screenshot shows a progress bar at the top with seven steps: Student Demographics, School Selection, Dependency Status, Parent Demographics, Parent Financials, Student Financials, and Sign & Submit (highlighted with a blue circle and the number 7). Below the progress bar, the page is titled "SIGN & SUBMIT" and "Which parent are you?". There are two parent selection cards. The first card is for "Parent 1" with a last name of "Taylor", a date of birth of "07/01/2000", and a social security number of ".....3006". The second card is for "Parent 2" with a last name of "Perez", a date of birth of "02/17/2001", and a social security number of ".....1531". Both cards have an "Unsigned" status and a "Provide Parent Signature" button. A "Previous" button is located at the bottom left of the page.

Parent #	Last Name	Date of Birth	Social Security Number	Status	Action
Parent 1	Taylor	07/01/20003006	Unsigned	Provide Parent Signature
Parent 2	Perez	02/17/20011531	Unsigned	Provide Parent Signature

Agreement of Terms

Student Demographics ✓ School Selection ✓ Dependency Status ✓ Parent Demographics ✓ Parent Financials ✓ Student Financials ✓ Sign & Submit 7

SIGN & SUBMIT
Read Before Proceeding

By signing this application electronically using your FSA ID (username and password) and/or any other credential or by signing a signature page and mailing it to us, YOU, THE PARENT, certify that all of the information you provided is true and complete to the best of your knowledge and you agree, if asked to provide

1. information that will verify the accuracy of your completed form, and
2. U.S. or state income tax forms that you filed or are required to file.

You also certify that you understand that the secretary of education has the authority to verify information reported on your application with the Internal Revenue Service and other federal agencies.

If you sign this application or any document related to the federal student aid programs electronically using a username and password, and/or any other credential, you certify that you are the person identified by the username and password, and/or any other credential and have not disclosed that username and password, and/or any other credential to anyone else. If you purposely give false or misleading information, you may be fined up to \$20,000, sent to prison, or both.

I, T Perez, agree to the terms outlined above.

Previous Continue

Signature Options

The screenshot shows the 'SIGN & SUBMIT' section of the FAFSA application. The breadcrumb trail includes: Student Demographics, School Selection, Dependency Status, Parent Demographics, Parent Financials, Student Financials, and Sign & Submit (7). The main heading is 'Signature Options'. Below it, the parent's name is 'Perez'. The parent's Date of Birth is 02/17/2001 and Social Security Number is ****-1531. A central box prompts the user to 'Enter the parent's FSA ID' and provides fields for 'Parent's FSA ID Username, Email Address, or Mobile Number' and 'Parent's FSA ID Password'. A blue button labeled 'Sign This FAFSA Form' is positioned below the password field. At the bottom, there are two links: 'Return to Signature Status' and 'Other Options to Sign and Submit'. Three green arrows point to the username field, the 'Sign This FAFSA Form' button, and the 'Other Options to Sign and Submit' link.

Parent will need FSA ID to sign electronically

If parent does not have a SSN, or cannot recover his/her account, will need to print, sign, and mail in FAFSA

Confirmation Page

Federal StudentAid

UNDERSTAND AID | APPLY FOR AID | COMPLETE AID PROCESS | MANAGE LOANS

06/02/2021 14:42:08
Confirmation Number:
Data Release Number (DRN) 4454

Congratulations, TestM!

Your FAFSA form was successfully submitted to Federal Student Aid.

Here's what happens next:

- You will receive an email version of this page.
- In 3-5 business days, you will receive an email notifying you that your FAFSA form was processed.
- Your FAFSA information will be made available to your school(s), and they will use it to determine the aid you may be eligible to receive.
- Your school(s) will contact you if they need more information or when they are ready to discuss your financial aid award.
- If you have questions about your financial aid package, contact your school(s).

Do you have another child who needs to complete a FAFSA?

If so, you can transfer your information into a new FAFSA form for your other child to save time. You will have to provide a signature again, but that's all.

[Transfer FAFSA Information](#)

School(s) On Your FAFSA Form

School Name	Graduation Rate	Retention Rate	Transfer Rate
Alabama Agrcltl & Mechl Univ	25%	60%	41%
Alabama State University	N/A	N/A	N/A

Application Processed Successfully

My FAFSA® Help Exit FAFSA Form

STUDENT INFORMATION

Welcome to TestUU Perez's application!

2022-23 | 2021-22

Current Application Status:

✔ Processed Successfully

Congratulations, your FAFSA form was successfully processed.

What Happens Next

- Your FAFSA information was made available to the school(s) you listed on your FAFSA form.
- Your school(s) will use your FAFSA information to determine the aid you may be eligible to receive.
- Your school(s) will contact you if they need more information or to discuss your financial aid award.
- If you have questions about your financial aid package contact your school(s).

Original Application: Submitted on 10/01/2021; Processed on 12/09/2022

Action Required

My FAFSA[®] Help Exit FAFSA Form

STUDENT INFORMATION

Welcome to DEPENDENT TESTER's application!

2022-23 | 2021-22

Current Application Status:

Action Required

Your application has not been processed. We cannot process your application because the Social Security Administration (SSA) did not confirm the Social Security number (SSN) you reported for your Parent 2 (father/mother/stepparent).

What You Need to Do Next:

- If the SSN you entered on the FAFSA form for your parent is incorrect, make a correction to your FAFSA form.
- If you believe that the SSN you reported on your FAFSA form is correct, have your parent contact the SSA at 1-800-772-1213 (TTY for the deaf or hard of hearing: 1-800-325-0778) or visit the SSA website.



Select "Make Correction" to see what action is required and make the necessary corrections.

Original Application: Submitted on 10/01/2020; Processed on 12/07/2020

Make Correction

View the *Student Aid Report* (SAR)

You may take the following additional actions:

	Edit FAFSA Form Change incorrect information on a previous FAFSA submission.	Edit FAFSA Form
	View Student Aid Report View your EFC, FAFSA answers, and financial aid history.	View Student Aid Report

Processing Results Tab

2022–23 Student Aid Report Print SAR FAFSA Home Help

Processing Results → TRANSACTION 01
Processing Results

FAFSA Data

School Information

Financial Aid History

Corrections History

Application Receipt Date: 10/01/2021	Processed Date: 12/09/2022	Data Release Number (DRN) 4431
---	-------------------------------	-----------------------------------

[Learn about federal tax benefits for education, including the American Opportunity tax credit.](#)

Expected Family Contribution: 0*

Based on the information we have on record for you, your Expected Family Contribution (EFC) is 0. You may be eligible to receive a Federal Pell Grant and other federal student aid. Your school will use your EFC to determine your financial aid eligibility for federal grants, loans, and work-study funds, and possible funding from your state and school.

Your *Free Application for Federal Student Aid (FAFSA®)* form has been selected for a review process called verification. Your school has the authority to request copies of certain financial documents from you (and your spouse).

There is a limit to the total amount of Federal Pell Grants that a student may receive, which is the equivalent of six school years. Based on information reported to the *National Student Loan Data System (NSLDS®)* database by the schools you have attended, you have received Federal Pell Grants for the equivalent of between one-half and one school year.

There is a limit to the total amount of subsidized Federal student loans that you may receive. Visit StudentAid.gov/sub-unsab for more information.

You reported that you are or were in foster care. You may be eligible for assistance through federal programs for foster youth, such as the John H. Chafee Foster Care Independence Program and/or the Education and Training Voucher (ETV) Program. For more information contact your state ETV coordinator. Find contact information at childwelfare.gov/organizations.

Based on your EFC of 0, you may be eligible to receive a Federal Pell Grant of up to \$6,495 for the 2022–23 school year provided you have not met or exceeded the lifetime limit established for the Federal Pell Grant program.

[Back to FAFSA Home](#)

The Estimated Family Contribution (EFC) is how much the government thinks your family can pay for your college

QUESTIONS AND RESOURCES

- <https://studentaid.gov/>
- 1-800-433-3243 (1-800-4FEDAID)
 - Retrieve FSA ID
 - Questions on application or account
- bit.ly/OCPSCollegeandCareer
 - OCPS YouTube Channel
 - Step by Step FAFSA Video
 - Financial Aid Night recording